

SUN-MAR

**FINALLY...
COMPOSTING
MADE EASY**

**In the
Top...**

**Out
the
End!**



GARDEN COMPOSTERS


Composting the SUN-MAR way



Why Compost?

Keep the compost moist and oxygenated.

This means rotating the drum regularly to add oxygen, and adding water when the compost gets dry.



Keep the compost warm.

This is not usually a concern because the compost in the drum and the drum's insulating properties keep the heat in.



Aim for the right carbon/nitrogen ratio.

Adding a mixture of kitchen and regular yard waste is effective, but for better, faster results, add carbon-rich material (browns) like sawdust, straw, dry leaves, or wood chips. These balance the nitrogen-rich green material and kitchen waste. Chop up the waste if possible: the smaller it is, the faster the breakdown process.



If you use only kitchen waste, you may need to add bulking material or pre-composted material to help with oxygen penetration as the drum rotates.

A SUN-MAR Garden Composter is a gardener's dream. You know that by **recycling** you are doing the right thing, and it's fun to produce your own compost effortlessly.

Benefits of Composting Your Kitchen and Yard Waste Include:

1. Healthier plants, because of the improved soil structure and additional nutrients in the compost
2. Reduced waste disposal costs
3. FREE source of fertilizer
4. Reduced water bills, because soil mixed with compost retains water better than regular soil

Four Reasons You'll Enjoy Using Our Composters

1. You'll be creating first class compost material
2. You'll send less waste to the dump
3. You'll have easy to use, top-of-the-line equipment
4. You won't be bothered by pests

3 SUN-MAR Choices

If you have...

Choose the...

- Kitchen scraps and a few cut up yard trimmings SUN-MAR 200
- Kitchen scraps and cut up materials from a small garden SUN-MAR 400
- Kitchen scraps and cut up materials from a large garden SUN-MAR 600

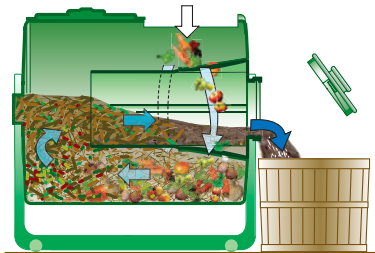


Leaders in Composting Technology for...

30 Years

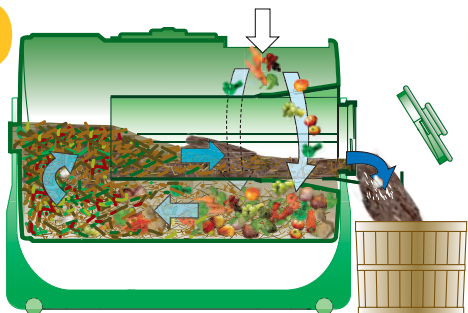
As the acknowledged leader in the field of composting toilets, we at SUN-MAR know that the best way to compost is to use a rotating drum. We've used a rotating Bio-drum™ in our composting toilets for over 25 years.

200
SUN-MAR



SUN-MAR'S **NEW** Garden Composters go a step further by incorporating our patented, double drum, **Autoflow®** designs.

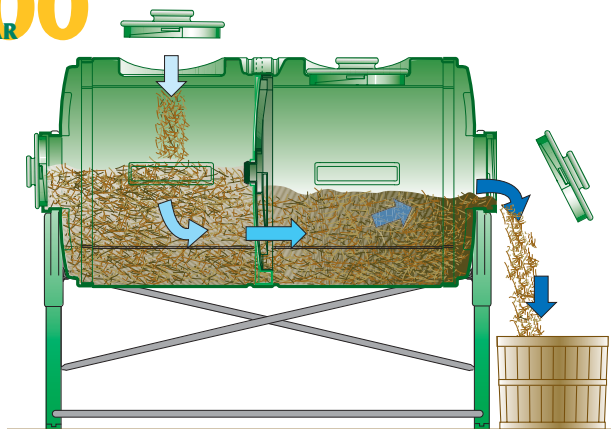
400
SUN-MAR



The Breakthrough

In SUN-MAR'S **Autoflow®** designs, material goes in the top and compost exits automatically out the end as the drum rotates.

600
SUN-MAR



Unique Autoflow® Features

- Compost discharges automatically
- Pest Proof
- No waiting for batches to finish
- Loads and turns easily

SUN-MAR

200 & 400 Garden Composters

Features

- Compost discharges automatically
- No waiting for batches to finish
- Pest Proof
- Easy to load and turn



SUN-MAR 200

The SUN-MAR 200 is a continuous composter with a **6 bushel (50 gal.) capacity**, excellent for composting kitchen scraps and a few cut up garden trimmings.

200 Garden Composter Specifications

Height: 31", Overall Length: 33 1/4", Depth: 24",
Product Weight: 38 lbs



SUN-MAR 400

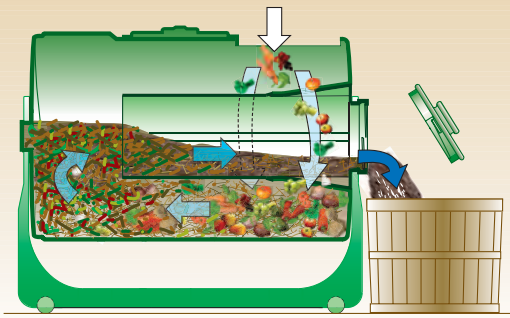
The SUN-MAR 400 is a continuous composter with an **11 bushel (100 gal.) capacity** (almost twice the size of the 200), excellent for composting kitchen scraps and cut-up materials from small gardens.

400 Garden Composter Specifications

Height: 36", Overall Length: 42", Depth: 28",
Product Weight: 60 lbs

AutoFlow[®] on the 200 & 400

The patented double drum ensures that as the drum rotates, compost moves along the main outer drum and back through the inner drum, before dropping from the output port.



Rotating the Drum

Whether it is the 200 or 400, the drum **rotates easily** on its bearings.

200 Turn the drum using its **finger-friendly slots**.

400 Use the geared-down **shaft handle** to turn the drum.

Filling the Composter

Just **slide the feed port** open, add waste, shut the port, and rotate the drum. The input height is only 29" on the 200 and 33" on the 400, so **it is easy** to add new material.

Shaft Handle (400)

Removing Compost

When the compost drum is **more than half full**, unscrew and remove the output port, rotate the drum, and compost will drop into a bushel basket or other container.

To remove compost when the drum is **less than half full** (before it has traveled back along the inner drum), open the feed port and rotate the drum.

Output Port

16" high (200)
18" high (400)

Sliding Door

Feed Port

Center Bearing

Inner Drum

Main Outer Drum

Optional Rollers (4)

Assembly

Both 200 and 400 **require little assembly**. Just snap the cradle onto the drum bearings and you're ready to go (200).

The 400 is the same except it comes in **two separate packages** and the shaft assembly also needs to be installed.

Both units have **optional rollers** that can be snapped into the cradle base making the composter easy to move on a hard surface.

SUN-MAR 600 Garden Composter

Features

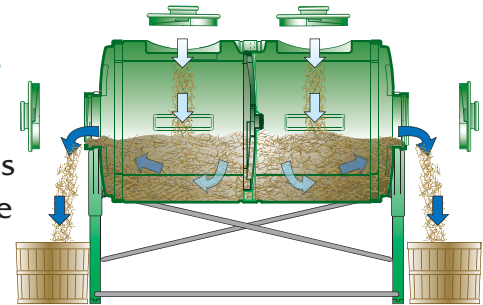
- Compost discharges automatically
- Continuous Flow or Dual Chamber option
- Pest Proof
- Easy to load and turn

600 SUN-MAR

The SUN-MAR 600 with its **16 bushel (150 gal.) capacity** is the most flexible composter ever made. Ideal for where there is a lot of material to compost, the 600 can operate either as a **Dual Chamber** unit, or as a **Continuous Flow** unit.

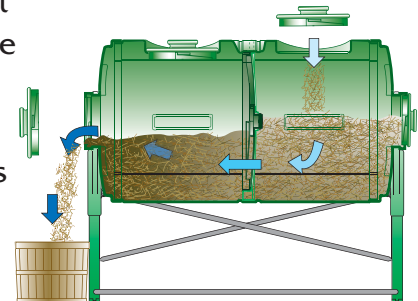
Operating in Dual Chamber mode

With the divider closed, each chamber composts **independently**. This mode is best for **regular garden waste**, where you can develop separate batches by starting at different times.



Operating in Continuous Flow mode

With the **divider open**, as the first chamber fills with new material, the compost **gradually flows** through to the second chamber and finally out of the output ports. This mode is best where kitchen waste or finely chopped garden waste is being composted.



600 Garden Composter Specifications

Height: 51", Overall Length: 59", Depth: 32", Product Weight: 100 lbs

AutoFlow[®] Technology on the 600

The 600 has two chambers, which can be separated or joined depending on whether the chamber divider is open or shut.

Removing Compost Continuous Flow Mode

When the second chamber is **at least half full**, unscrew the output port and rotate the drum to drop compost into a wheelbarrow or other container. To remove compost **before the halfway point** is reached, use the feed port

Removing Compost Dual Chamber Mode

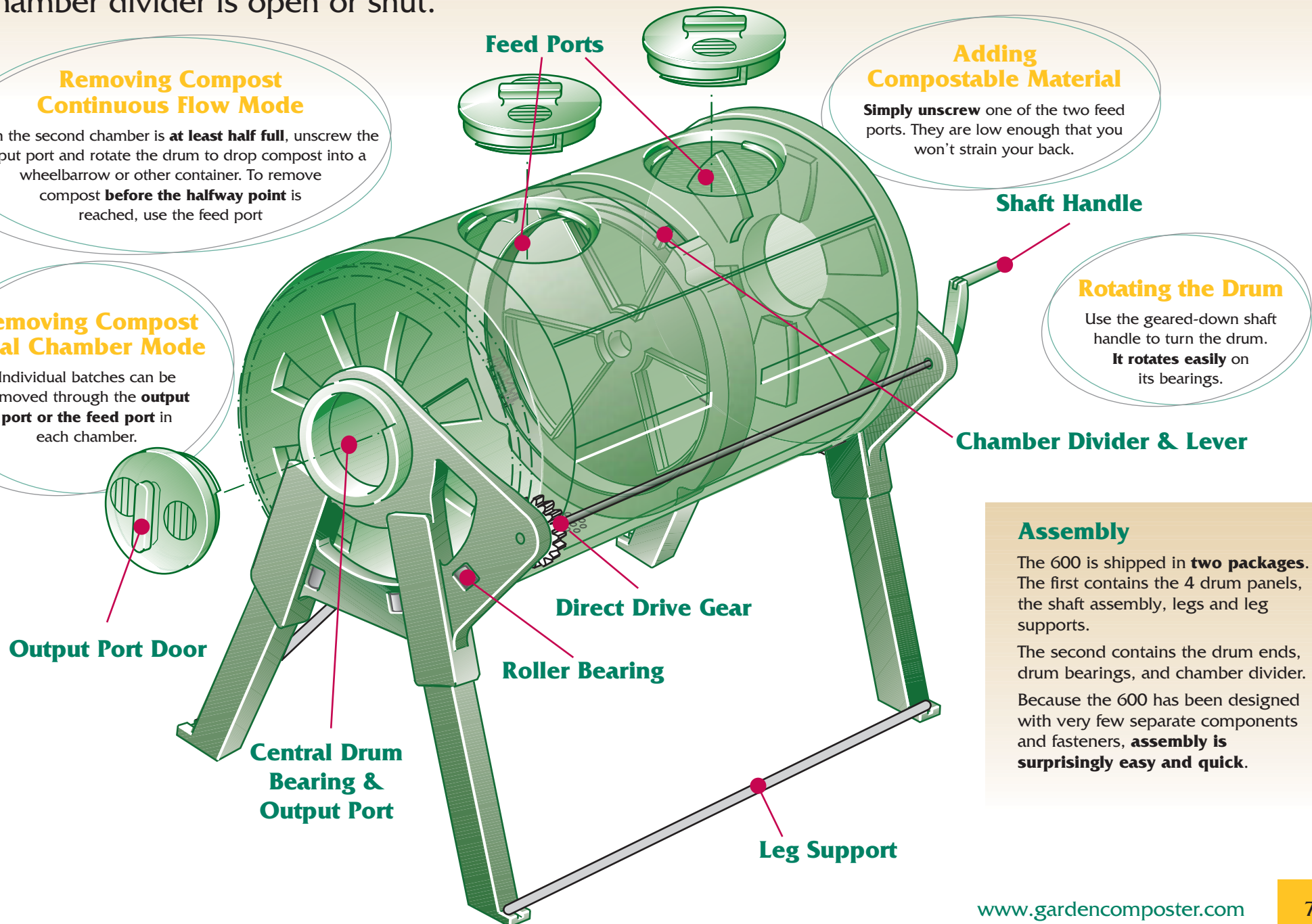
Individual batches can be removed through the **output port or the feed port** in each chamber.

Adding Compostable Material

Simply **unscrew** one of the two feed ports. They are low enough that you won't strain your back.

Rotating the Drum

Use the geared-down shaft handle to turn the drum. **It rotates easily** on its bearings.



Assembly

The 600 is shipped in **two packages**. The first contains the 4 drum panels, the shaft assembly, legs and leg supports.

The second contains the drum ends, drum bearings, and chamber divider.

Because the 600 has been designed with very few separate components and fasteners, **assembly is surprisingly easy and quick**.



Composting Toilets

2 Lines, 23 Models



Self-Contained Toilets

These are vented units which are installed in the bathroom and need **no plumbing**. Self-contained toilets are available for those

with or without electricity, and for different capacity needs. These units **use no water**, so can be installed anywhere.

Central Composting Toilet Systems



These systems use a special toilet in the bathroom and a composting unit **outside**. Units are available for those **with or without electricity**, using either little or **no water**, and for different capacity requirements.

As the **world leader** in Composting Toilets, SUN-MAR dominates the North American market with its unparalleled range of **Bio-drum™ models**.

The Ultimate Recycler

Using little or no water, SUN-MAR Composting Toilets **recycle waste** quickly and **odorlessly**, by evaporating liquids and decomposing solid waste.

Toilet waste is 90% water content; this is **evaporated** and carried back to the atmosphere through the vent system. The small amount of remaining material is recycled into a **useful fertilizing soil!**

Where to use a SUN-MAR

While a SUN-MAR can be used anywhere and anytime, they are most widely used where there is little or no plumbing in:

- Seasonal Camps
- Cottages
- Pool Cabanas
- Barns
- Stables
- Workshops
- Mobile Offices
- Boats
- RV's

For more information on SUN-MAR Composting Toilets ask for a free 24 page color catalog at: **1-800-461-2461**

SUN-MAR Corp.

600 Main St.
Tonawanda, N.Y.
14150-0888 USA

5370 South Service Rd.
Burlington, ON
L7L 5L1 Canada

General Enquiries: 1(905)332-1314
Fax: 1(905)332-1315 • Toll Free: 1(888)341-0782
Email: compost@sun-mar.com

www.gardencomposter.com
www.sun-mar.com